


The Wildmoor Way!



At our school we will.....



be kind

be ready

be safe

....be the best that we can be!

RESPECT

active listening

kind hands
kind feet
kind words

say please & thank you

keep the environment tidy

treat things with care

help others

WILDMOOR HEATH SCHOOL VALUES

Respect Independence Resilience Honesty

INDEPENDENCE

think for yourself rather than following others

be responsible for your own things

have a go by yourself

be confident

be proud of your achievements

find solutions to problems

RESILIENCE

be brave

try something new

keep going, even when it is tough

challenge ourselves

learn from mistakes

make the right choice even if hard

HONESTY

challenge injustice

speak up

don't be a bystander

tell the truth

ask for help

accept your mistakes

The Wildmoor Way!



How can



Be safe



Move calmly around the school and outside.

Use play equipment properly.

Kind hands and feet.

Tell an adult if something is wrong.

Play only in the places allowed.

Use technology responsibly.

Wash hands regularly.



The Wildmoor Way!



How can



Be Ready



Come to school on time.

Look at and listen to the person talking.

Follow instructions the first time.

Start work straight away.

Wear the correct uniform.

Line up promptly.

Come to school with the correct equipment.



The Wildmoor Way!



How can

we



Be Kind



Greet adults politely each morning.

Say please and thank you.

Pick up after ourselves and others.

Do things for others because it feels good.

Hold doors open.

Win gracefully.



The Wildmoor Way!



How can we show...



The Wildmoor Way!



How can we show...



The Wildmoor Way!



How can we have...



The Wildmoor Way!



How can we show...



The Wildmoor Way!



Why is the Wildmoor Way so important?

At our school we will.....



be safe

be ready

be kind

....be the best that we can be!



I want to avoid negative consequences.

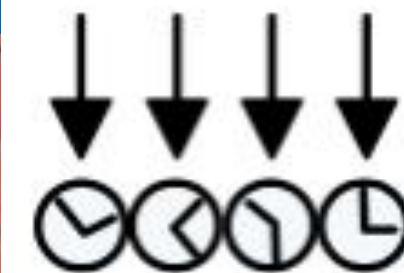
I want recognition and rewards for the effort that I put in.



I want others to trust me and to build relationships.

I want a great future.

It is who I am.



Why are routines important?

Routines create:

- order
- calm
- clear rules of what is expected of all of us – children and adults!

At our school we will....

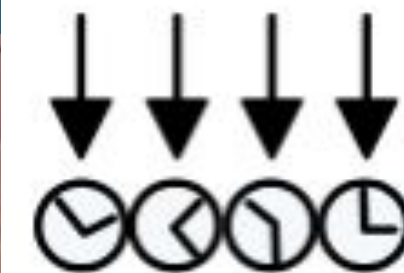


be safe

be ready

be kind

....be the best that we can be!



Routines - when might we want them?

- Coming into the School building
- Coming into the classroom
- Leaving class
- Requesting silence
- Lining up on the playground
- Going to and from assembly
- Transitioning or moving between activities
- Answering questions in class
- Collecting bags from the cloakroom
- Distributing or handing out equipment
- Walking down corridors

Can you think of any other routines we have in school?



Wildmoor Walking!





Walking into and around the School Building





Walking into your classroom







Walking to/ from break, lunch or home time



1. Stand up straight
2. Be careful with your hands
3. Talk quietly, if given permission
4. Look where you are going
5. Move in the direction you are walking
6. Keep a safe distance from others around you and the environment



Wildmoor Walking!



Walking to assembly



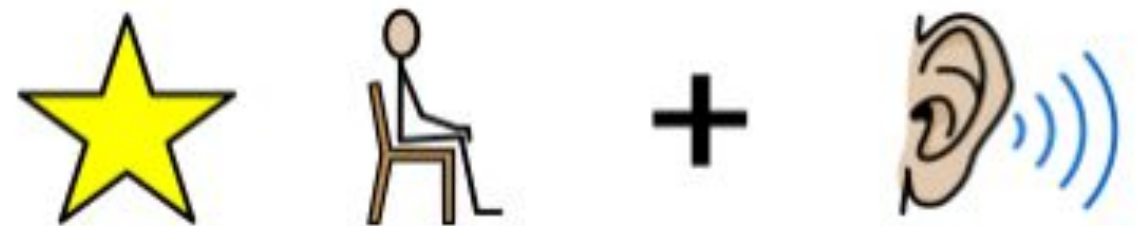
1. Stand up straight behind the person in-front of you
2. Track the front of the line, where you are walking towards or the adult
3. Have your hands by your side
4. Be silent - no talking
5. Move - walking in a straight line
6. Attention - looking where you are going, keep a safe distance from others around you and the environment (without leaning on walls whilst waiting)
7. Sit down in silence and listen to the music.
8. Remember and model our school rules – be safe, be ready, be kind!



STAR Sitting and Listening

- **S**ilent when listening
- **T**uck your chair in, back against the back of the chair
- **A**ctive listening: encouraging the speaker, nodding, smiling and using appropriate responses
- **R**espect others

STAR Sitting and Listening shows your teacher that you are following our school rules of be safe,



STOP Signals!



Why is it so important to STOP immediately?

It is very important to STOP when your teacher or LSA signals for you to do so!

- The teacher or LSA will ring a bell when you need to stop.
- You should stop **immediately**.
- Your teacher or LSA will know you are making a good choice when you are **STAR** sitting and listening and/or you are following our school rules.

Let's try some of these now, so you feel confident

to do it!





1, 2, 3...eyes on me!

1, 2, 3 will be used to make our transitions from one activity to the next calm and controlled. Below are some examples of when we might use them in our classroom.

1. Stand up
2. Move to your table
3. Sit down and be ready to learn

1. Stand up and tuck in your chair
2. Tidy up
3. Stand behind your chairs

1. Stand up and tuck in your chair
2. Get your PE kits
3. Begin getting changed

Let's try some of these now, so you feel confident to do it!



Use of School Toilets



You should aim to use the toilet at break and lunch only.


When using the Y6 toilets at lunch, please ensure you treat this space with respect.

- **Raise your hand** to ask permission to leave the classroom
- **Wait** for your teacher to say yes before going
- **One person at a time** will be allowed to leave the classroom for the toilet
- Only use the toilet when needed - **you should not need to go out of every lesson**
- Try to get back to the classroom **as quickly as you can** - learning is important!



- **Flush** after use
- **Wash hands** thoroughly with soap and water
- Use toilet paper **appropriately**
- Keep the bathroom **clean and tidy**
- **Respect the privacy** of others
- **Avoid making noise or causing disruption** in the bathroom
- Inappropriate behaviour in the bathroom is **not acceptable** and will lead to reflection





Bucket Filler or Bucket Dipper?

Every action has a reaction! If we are kind to someone, we fill their bucket; if we are unkind, it dips from their bucket.


In class, we need to show that we are bucket fillers by:

- Wildmoor Walking
- STAR sitting and listening
- 1, 2, 3
- Following our School Rules (be safe, be ready, be kind)
- Embracing our school values in our actions and words (REACH - respect, empathy, aspiration, courage and honesty)

Bucket Fillers vs. Bucket Dippers

Bucket Filler	Bucket Dipper
Raising your hand	Hitting
Holding the door open	Fighting
Saying "please" and "thank you"	Talking while others are talking
Sharing toys	Forgetting to say "please" and "thank you"
Sharing supplies	Bullying
Walking in the hall	Using mean words
Using inside voices	
Using kind words	
Listening to others	
Giving high fives	

twinkl
visit twinkl.com



Bucket Filler or Bucket Dipper?



- We will be looking to catch you making GOOD CHOICES!
- When you do, your name will go on the 'Bucket Filler' board.
- When you fill a bucket, you also fill yours too – if feels good to do the right thing!



- If you make the WRONG CHOICE, your name will go on the 'Bucket Dipper' board.
- **But remember!** You can always turn it around and get on the Bucket Filler board by making GOOD CHOICES!
- We ALL make mistakes – we learn from it and make better choices the next time.

How could you fill a bucket today?
Could you challenge yourself to fill 5 people's buckets today?